

# Final Culminating activities for STEM Lab:

## Voki:

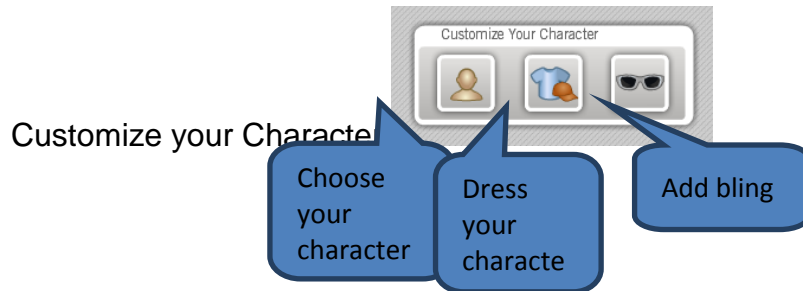

Create an avatar and type in your STEM Lab Summary by answering the questions below:

### STEM Lab Summary

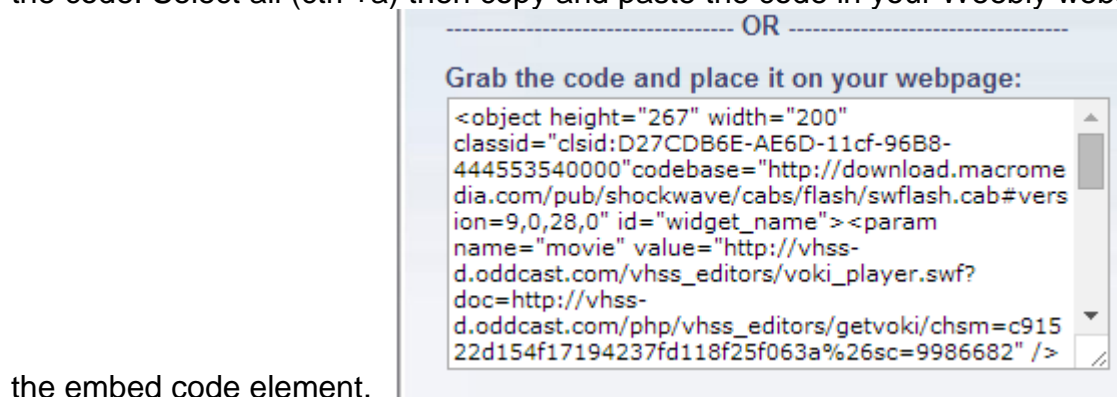
Write about what your class experience was like. What the atmosphere was like? What was your partner like? What was your favorite station and why? What did you learn? What if anything could be changed to make this class better? This should be at least one paragraph. You will have 60 seconds of recording. After this, Click on the EDIT button, and create a Voki that is appropriate for school.

How To:

Go to [www.voki.com](http://www.voki.com)



Make any other changes you would like. Click publish. Give it a name, choose save. If they ask you to set up an account cancel it will bring you to a page where you can copy the code. Select all (ctrl +a) then copy and paste the code in your Weebly website with



## Animoto:

Go to [www.animoto.com](http://www.animoto.com)

Login as [myoung@washoeschools.net](mailto:myoung@washoeschools.net)

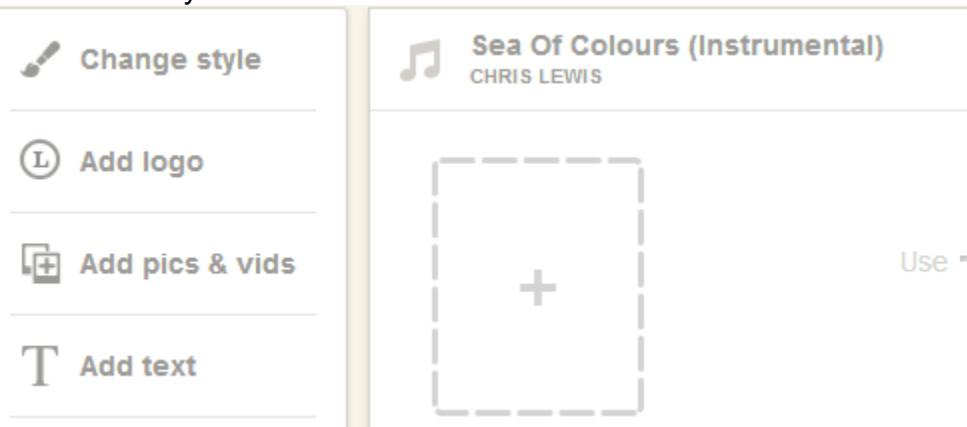
Password: pinestem

Click  in the upper left corner

Choose a style by clicking on one that is not a “pro” theme then click



Add pictures and a videos of the engagements that you did this semester. Add at least 5 pictures/videos from each of your engagements, add music from the choices Animoto, add a Title text for each engagement. You can add captions if you like. Make sure you emded this in your Website.



## Padlet:

Go to [www.pinestemlab.weebly.com](http://www.pinestemlab.weebly.com)

Hover over 2<sup>nd</sup> semester and click on your period to go to your class period's page.

If asked type in the password “pinestem” then double click on the background.

Type your name and a title for your picture. Upload a picture of what you are most proud of this semester.